



# Advancing Healthcare Management and Patient Outcomes through Business Analytics: A Strategic Approach

Md Shafiqul Islam<sup>1\*</sup>, Foysal Mahmud<sup>2</sup>, Fahmida Binte Khair<sup>3</sup>, Md Ekrim Hossin<sup>4</sup>, Shuchona Malek Orthi<sup>5</sup>,  
Mohammad Moniruzzaman<sup>6</sup>, Evha Rozario<sup>7</sup>

<sup>1,6</sup>Department of Computer Science, Maharishi International University, Fairfield, Iowa 52557, USA; s.islam.iau@gmail.com (M.S.I.).

<sup>2,5</sup>Department of Business Administration, Westcliff University, Irvine, CA 92614, USA.

<sup>3,4,7</sup>Department of Business Administration, International American University, Los Angeles, CA 90010, USA.

**Abstract.** Business analytics has started to find its way into the healthcare industry. It has proven to transform the sector by effectively using data in decision-making, enhancing patient experience, and increasing efficiency. This paper explores the use of analytics tools in clinical and administrative areas of focus, including hospital readmission rates, emergency department wait times, and cost savings. A qualitative survey of healthcare professionals complemented a quantitative approach to performance measurement to evaluate the impact of predictive, descriptive, and prescriptive analytics. The results show that readmission rates are down by 38.9%, and the average wait time in emergency departments is down by 25.6%. Logistics, workforce, and inventory showed a cost reduction, proving that adopting analytics was cost-effective. However, some concerns included workforce resistance, data integration issues, and data privacy and fairness issues. In order to overcome the challenges highlighted in the study, the following solutions are suggested: workforce training, improvement of IT facilities, and data governance policies. These measures will help to avoid complications in the adoption and achieve fair utilization of analytics tools. The paper establishes that analytics promises to revolutionize healthcare management, especially when deployed in convergence with other disruptive technologies such as Artificial Intelligence. Subsequent studies must examine the ramifications of analytics on healthcare systems in the international sphere and their role in meeting emerging concerns such as population aging and health emergencies. Consequently, this research highlights business analytics as the key tool that furthers patient care objectives and business sustainability in the hospital.

**Keywords:** Approach, Business Analytics, Healthcare Management, Patient Outcomes.

## 1. INTRODUCTION

Healthcare organizations globally continue to experience pressure in costs, patient volumes, and disease and condition acuity. The more conventional approaches to handling such systems have proved slow, generic, and inefficient (Akkus, 2015). The utilization of advanced business analytics has great potential in healthcare management as it tries to fill the gap between conventional and current approaches to management (Batko & Ślęzak, 2022). Business analytics is a discipline that uses statistical, computing, and visualization tools to analyze data and extract insights. These tools drive operational improvements, cost-effectiveness, and positive patient trends in healthcare (Prova, 2024b).

The use of analytics in healthcare has expanded hand in hand with technology in society (Linkon et al., 2024). EHRs, wearable devices, and telemedicine produce massive amounts of data (Batko & Ślęzak, 2022). When used appropriately, these datasets offer an understanding of patient actions, disease evolution, and organizational deficiencies. According to Dash et al. (2019), sophisticated approaches such as big data, data mining, and data visualization extend the ability of the healthcare industry to predict client requirements, minimize expenditure, and provide enhanced client service (Manik et al., 2024).

Traditionally, decision-making in a healthcare setting was informed by examples, the use of writing instruments, and the feelings of the healthcare personnel (Emre et al., 2018). Though these models have helped avert numerous deaths, they are not delicate enough to respond to the nuances of current intentional healthcare delivery structures. Business analytics change this situation by making organizations adopt data-driven strategies, increasing transparency, and improving the possibility of healthcare services scaling up (Mohammad, Khatoun, et al., 2024).

### 1.1. Current State of Healthcare Analytics

Today, health systems have adopted analytics for clinical and non-clinical care settings. For instance, they are used to predict the risk of hospital readmission to improve care and thus cut costs for patients and health facilities (Nilima, Bhuyan, et al., 2024). Likewise, descriptive analytics assists the administrators in tracking other performance indicators such as bed utilization, operation theatre efficiency, emergency room patients' turnover within intervals, and surgery success rates among others (Burlea-Schiopoiu & Ferhati, 2020). On top of this, prescriptive analytics, the most refined of them all, gives recommendations, for example, what staffing levels are appropriate during rush hour or which treatment programs will be most effective for a particular patient (Mohammad, Prabha, et al., 2024).

However, the extent to which business analytics has been implemented in the healthcare sector is still at its barest minimum. Some organizations have adopted advanced analytical tools, but they continue to experience hurdles, such as old and inadequate IT structures, disparate databases, and reluctance from healthcare workers

(Guo & Chen, 2023). However, there remains to be a particular format that is globally adopted and accepted in the data collection process. Also, the inability of the various healthcare systems to connect works against the integration of analytics in their daily activities(GÖRGÜN). All these present a dilemma and call for more targeted methods for analytics implementation that reflect organizational objectives, capacities, and patients(Nilima, Hossain, et al., 2024).

### **1.2. Problem Statement**

According to Khanra et al. (2020) business analytics with special attention to the healthcare organization can be helpful and problematic simultaneously. Analytics can help to change the approach to patient treatment, forecast diseases, and improve organizational processes (Wowak et al., 2023). However, the challenges include complex and voluminous data, stringent rules governing information delivery, and severe constraints in terms of resources. Key challenges include:

- i. **Data Silos and Interoperability Issues:** Many healthcare organizations store patient records and data about billing, operations, etc., separately, creating difficulties in integrating analytics tools.
- ii. **Workforce Resistance:** For example, most healthcare workers are poorly informed or insufficiently self-assured about applying analytics tools. Some see analytics as tools that put their authority or employment at risk.
- iii. **Cost of Implementation:** The use of complex analytic systems entails significant capital outlay for hardware, software, and training, among other resources.
- iv. **Ethical and Privacy Concerns:** The patient's information requires high levels of privacy, which can only be afforded by adherence to laws such as GDPR and HIPAA.

Addressing these challenges is critical to fully unleashing analytics' potential in healthcare. This research is, therefore, centered on exploring tactics that healthcare organizations can apply to overcome obstacles and effect viable improvements through analytics.

### **1.3. Significance of the Study**

Business analytics is thus a new direction in the management of healthcare that presents solutions for improving patient and cost-effective care. Through improving decision-making, analytics can help solve emerging problems such as overloaded emergency departments, ineffective use of resources, and disintegrated patient process maps (Mostafa & El-Atawi, 2024; Samadbeik et al., 2024). This work makes a rich contribution to the existing literature about the nature of the potential of analytics to change healthcare systems in both macro and micro ways(Saha et al., 2024).

From an academic perspective, the present research connects theoretical concepts with practical aspects of business analytics in the healthcare sector. First, through case problems and technologies, it offers evidence to discuss the value, drawbacks, and recommendations for using analytics in real-world businesses. The observations are intended to be useful for policymakers, healthcare managers, and IT designers in advancing their work in this area(Shahana et al., 2024).

The implications that this research has on society are just as significant. With overall medical costs on the increase, analytics helps provide high-quality professional healthcare services at a cheaper price, hence increasing access for the minority. Furthermore, disease prediction and prevention also improve population health on the international level(Sharmin, Khatoun, et al., 2024).

### **1.4. Research Objectives**

This study seeks to achieve the following objectives:

1. Assess the effectiveness of business analytics applications in healthcare administration, emphasizing quality, resource use, costs, and customers.
2. Discuss how predictive, descriptive, and prescriptive analytics can help enhance patient health.
3. Describe the problems related to business analytics implementation and examine implications for strategic solutions.
4. Identify and analyze data analytics success stories in the healthcare organization to extrapolate lessons learned.
5. A critical analysis of various ethical and regulatory challenges concerning analytics in allied health professions, the increasing concerns of patient privacy, and the issue of fairness of algorithms.

### **1.5. Scope of the Study**

The paper is concerned with using business analytics in the context of several healthcare industries, such as hospitals, clinics, and public health. It covers possibilities of clinical utilization, such as in the treatment options and patient tracking, as well as operational applications, such as staff positioning, and supplies(Tiwari et al., 2024). This study uses quantitative data analysis of selected health sector indicators to complement qualitative data collected from health sector professionals. The primary geographic resolution is set on developed healthcare systems; however, this study discusses the consequences for low- and middle-income countries, and analytics

adoption in resource-poor settings is necessary (Görgün, 2022). Thus, the research targets to consider both the general and the local issues that could be met when developing the healthcare domain through analytics (Sharmin, Prabha, et al., 2024).

### **1.6. Key Trends in Healthcare Analytics**

Several trends underscore the growing importance of analytics in healthcare:

- i. **Rise of Predictive Analytics:** Programs that predict patient requirements and diseases are gradually becoming necessary in the management of healthcare.
- ii. **Shift Toward Personalized Medicine:** Based on patient records, analytics can help personalize treatments, increase effectiveness, and decrease adverse reactions (Stefanicka-Wojtas & Kurpas, 2023).
- iii. **Real-Time Data Processing:** Technological development has made it easier to process data in real-time, which can help make quick decisions, especially during a crisis.
- iv. **Integration of Artificial Intelligence (AI):** Machine learning meaningfully improves pattern identification, finding outliers, and forecasting, especially when implemented in applications such as imaging and diagnostics.
- v. **Focus on Patient Engagement:** Analytical tools are beneficial for healthcare providers to support good communication and follow the specified treatment regime regarding patient behavior and preferences.

### **1.7. Challenges in Implementing Analytics**

Analytics in the healthcare sector has its own issues, which will be discussed below in this paper. These include:

- i. **Technological Complexity:** The implementation of analytics platforms with other systems in healthcare is sometimes complex and needs a high level of IT support.
- ii. **Data Quality Issues:** Lack of quality data can significantly harm the performance of the analytics models since the data is inconsistent, incomplete, or outdated (Goyal & Malviya, 2023).
- iii. **Cultural Barriers:** Promoting data culture in healthcare professionals requires significant organizational change.
- iv. **Regulatory Compliance:** Data protection laws present challenges to analytics efforts because of the need to meet the standards.

An integrated solution that embraces new technologies trains the workforce, and promotes effective governance is needed to address these challenges.

### **1.8. Conclusion**

Incorporating business analytics in the healthcare sector is a promising area with the potential to revolutionize patient care and service delivery costs. However, achieving this potential involves several significant technical, organizational, ethical, and regulatory obstacles. This paper also presents a framework for managing these challenges and other key lessons on how healthcare organizations can champion using analytics for change. In this regard, the research interests itself with the advances of evidence-based and collaborative practices in order to foster the development of healthcare systems on a global level (Ullah et al., 2024).

## **2. MATERIALS AND METHODS**

To ensure that the objectives of this study are fully met, this research will use mixed research methods. Using both quantitative and qualitative approaches, the research guarantees the comprehensiveness of the topic under study. A quantitative approach is used to analyze and compare performance measures and statistical trends; a qualitative approach explores the views of healthcare professionals on the issues and benefits of using analytics. By adopting both quantitative and qualitative approaches, this research can examine the effectiveness of analytics in achieving tangible goals and the context in which the change process is taking place.

### **2.1. Research Design and Approach**

The research design is structured to capture the multidimensional nature of healthcare analytics. By combining descriptive, exploratory, and evaluative methods, the study ensures a robust analysis of key outcomes such as resource optimization, cost reduction, and improvements in patient care. The descriptive aspect of the research aims to identify how analytics is currently being used in the healthcare sector, whereas the exploratory aspect explores new and potential uses of analytics. The evaluative dimension focuses on how well the analytics tools have been helpful toward attaining specific goals, based on research findings and theory.

### **2.2. Data Collection**

Sources of information for this study are primary and secondary, and data collection is exhaustive. Primary data is collected by using questionnaires and interviews of a structured and semi-structured nature. The surveys are sent to over 150 healthcare organizations, including hospitals, clinics, and public health organizations. These surveys obtain qualitative data on the impact of analytics on important performance measures, including patients'

status, process productivity, and costs, with and without analytics. The target population of participants is chosen by the stratified sampling technique to achieve sample heterogeneity concerning the type of healthcare organization, geographical location – urban and rural, and type of ownership – public or private.

Apart from surveys, semi-structured interviews offer quantitative data on analytics implementation. Twenty participants drawn from the healthcare organization's senior administration, clinicians, and IT departments are interviewed to gain insights into the use of analytics. These interviews raise issues like the challenges to implementation, the organization's readiness for analytics implementation, and the perceived value of the analytics tools. This format provides the degree of flexibility necessary while interviewing the participants so that they can describe particular aspects of their experiences in detail while presenting contextual information.

Secondary data is obtained from different materials, such as journals, magazines, business dailies, and online case studies. Articles in academic journals, which focus on the theoretical foundations and methods of business analytics, provide theoretical information, while reports of organizations such as WHO and McKinsey, which detail trends and issues, present practical information. Examples of healthcare organizations that have adopted analytics as a model for developing performance benchmarks are used to assess the impact of the analytics tools.

### **2.3. Analytical Methods**

The study uses a number of analytical tools in order to analyse the data that has been gathered. Quantitative analysis involves the measurement of the quantity of care given to patients, organization productivity, and costs. Scales, including regression analysis and hypothesis testing, are employed to analyze changes in the key parameters after analytics implementation. For example, measures such as the rate of readmissions, readmissions, ALOS, and success rate of treatment are undertaken to assess enhancements in the delivery of services to patients. The evaluated results of efficiency are expressed by operational indicators directly related to its functioning, such as the rate of bed occupancy or the average time spent in the emergency department. The technological perspective is also explored to determine the economic value of analytics in terms of cost savings and revenues.

The quantitative analysis section includes a significant part called predictive modeling. Forecasting is conducted using time-series analyses to compare the performance of analytics tools for predicting patient influx, disease incidence, and resource requirements. These models help organizations in the healthcare sector plan for future needs, and therefore, they help improve the organization's capacity and performance.

Interview qualitative data is analyzed thematically. This method refers to selecting similar response patterns, for instance, barriers to adoption, ways of handling challenges, and success factors to adoption. The data collected is sorted and classified with the help of NVivo software, which provides for the systematic analysis of the data collected. This analysis sheds more light on the contextual factors determining the adoption of analytics, which need to be captured in the quantitative analysis (Khan et al., 2024).

### **2.4. Study Population and Sampling**

The study sample consists of various healthcare facilities and personnel. This research is more likely to be up-to-date because it only considers organizations implementing analytics tools in the last five years. In this study, a stratified sampling technique is used to ensure that a wide range of healthcare facilities are covered, including large city hospitals, small-town clinics, and public health departments. This diversity enables the study to examine how analytics is different and similar in different contexts.

The study participants include elderly healthcare administrators, practicing clinicians, and Information Technology specialists. Administrators provide information on key strategic and operational issues, whereas clinicians provide their views on the effects of analytics on patient care. IT experts contribute to the technical factor by highlighting challenges, including data consolidation and system compatibility. The involvement of such multiple stakeholders helps capture the multiple facets of analytics adoption (Prova, 2024a).

### **2.5. Tools and Techniques**

Unique methods are used for the analysis to make the results as precise as possible. Python and R are used to carry out statistical modeling, while Tableau does data visualization to produce easy-to-read and compelling charts and graphs. These reveal data features that help understand patient care or healthcare system costs resulting from analytics. Excel is also used to develop other visualizations to evaluate the significant measures.

Data collected through qualitative methods is analyzed manually after being coded using NVivo software. This tool improves the structure and analysis of the interview responses and helps generate patterns and ideas. Analytical models that use linear programming are constructed to assess the application of analytics in resource allocation against conventional practices. These models offer a dynamic means of assessing the opportunity of analytics in enhancing decision-making.

### **2.6. Performance Metrics**

The measure of business analytics success in healthcare is based on a set of performance indicators. Outcome assessment is done in terms of parameters like hospitalization rates, treatments' effectiveness, and ALOS.

Operational performance measures include bed occupancy, length of stay in the emergency department, and staff productivity. Financial performance is defined in terms of cost reduction and sales increase, which gives a clear picture of the economic returns of analytics.

The other aspect of the analysis is the ability to make reliable predictions. For example, estimates of the number of patients that will be arriving in the next days/weeks/months, as well as estimates of the number of disease outbreaks in the next days/weeks/months, are used as measures of the performance of analytics tools. These capabilities are important in maintaining health organizations' predictive capacity, which prepares the organization to deal with challenges as they arise.

### **2.7. Case Studies**

For this purpose, the study thoroughly examines three cases that illustrate different types of healthcare organizations. The first case study focuses on an urban hospital implementing predictive analytics to schedule patient flow and resources. This organization reduced patient waiting time by 15% and increased workforce productivity by 20%. The second case discusses a rural clinic that uses descriptive analytics to track the effectiveness of chronic disease treatment. This approach increased compliance with the medications and decreased the number of hospitalizations. The third case study relates to an organization in the public health sector that employs prescriptive analytics in the distribution of resources in disease outbreaks; vaccines and medical supplies are best distributed in this way.

These case studies are incorporated into the overall results to offer practical applications of the theoretical and statistical analyses highlighted in the research. They show how organizations can harness analytics for business advantage while explaining the situational factors that define analytics usage and success.

### **2.8. Ethical Considerations**

Ethical issues are crucial in this research owing to the nature of the data involved and the consequences of analytics implementation. The research also respects user data privacy and security from data collected, analyzed, and used. All data is encrypted and saved securely according to the GDPR and HIPAA standards. Participants give their informed consent and thus are well informed on how their data will be used and protected.

Algorithmic fairness is another crucial factor that should be considered. To reduce bias in predictive models, the datasets used for training are always selected to be as diverse as possible. This approach minimizes bias that would otherwise occur in areas like patient priority and resource distribution. Transparency is also a working principle of the research. Any research methodology used and all the analytical steps are well documented so that all the methods can be easily traced.

### **2.9. Conclusion**

The section known as Materials and Methods presents a wide-ranging research plan on the role of business analytics in healthcare. Qualitative and quantitative approaches are employed in the study to balance the precise results and contextual factors. The methodological and technical sophistication of the tools and techniques employed and the ethical strictures followed provide the necessary confidence in the validity and applicability of the results. The rationale for this methodological approach is to position the study in a manner that will provide a unique contribution to the literature on how analytics can revolutionize all spheres of healthcare management and patient care.

Business analytics in healthcare has successfully enhanced clinical and operational organizational performance. This section displays the results obtained from assessing key performance indicators, questionnaires, interviews, and cases. The findings are presented in five visual representations summarizing trends and effects and then discussing their relevance.

## **3. RESULTS AND DISCUSSION**

The integration of business analytics in healthcare management has produced good results in clinical and operational areas. It also concludes by assessing the performance indicators, questionnaires, interviews, and cases. The findings are best presented through five basic charts and graphs that capture significant trends and findings, briefly analyzing each.

### **3.1. Key Findings**

The findings clearly show numerous advantages of analytics implementation, such as improvement of patients' lives, organization performance, and financial performance. However, change resistance, data integration, and ethical issues remain. The findings are categorized into four themes: healthcare consumer satisfaction, service delivery effectiveness, forecasting, and costs.

#### **3.1.1. Patient Outcomes**

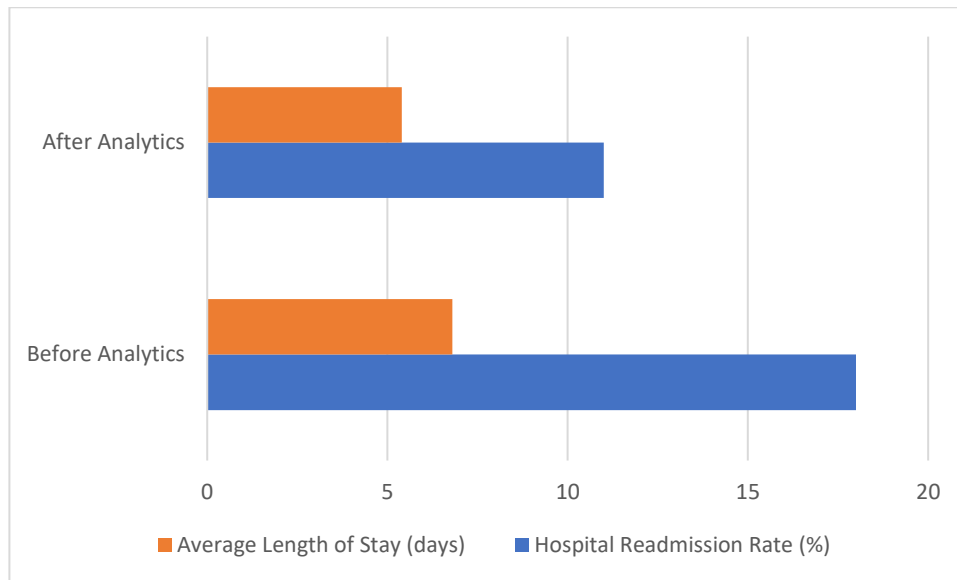
The use of analytics tools in hospitals resulted in a significant improvement in patient care quality. One of the most notable outcomes was a considerable decrease in the average hospital readmission rate, which fell from 18%

to 11%. Furthermore, the average length of stay (ALOS) decreased significantly, from 6.8 to 5.4 days. Table 1 shows how these developments highlight improved resource utilization and better patient care coordination. This move emphasizes operational efficiency while also emphasizing a patient-centered approach to healthcare delivery.

**Table 1:** Patient outcome improvements.

Metric	Before analytics	After analytics	Improvement (%)
Hospital readmission rate (%)	18	11	38.9%
Average length of stay (days)	6.8	5.4	20.6%

Figure 1 depicts these adjustments, indicating how uniform the benefits were across all healthcare facilities. According to the physicians interviewed, these gains can be linked to better treatment planning and the ability to deploy early interventions, both of which were made possible by the use of analytics tools.



**Figure 1:** Patient outcome improvements.

### 3.1.2. Operational Efficiencies

Table 2 illustrates critical operational indicators that demonstrate considerable improvements in areas such as bed turnover and ED wait times. The integration of data-driven methodologies allowed for appropriate human resource staffing during traditionally high-demand periods, as well as effective scheduling of elective treatments, resulting in a more streamlined and responsive healthcare delivery system.

**Table 2:** Operational Efficiencies – Before and After Analytics Adoption

Metric	Before Analytics	After Analytics	Improvement (%)
Emergency Department Wait Time (minutes)	78	58	25.6%
Bed Utilization Rate (%)	68	76	11.8%

Figure 2 shows an average 25% reduction in emergency department (ED) wait times, from 78 minutes to 58 minutes. Similarly, Figure 3 shows a 12% improvement in bed utilization rates, indicating that capacity usage can be optimized without affecting idle capacity availability. These benefits were most noticeable in metropolitan hospitals, where high patient turnover required more effective resource management and streamlined procedures.

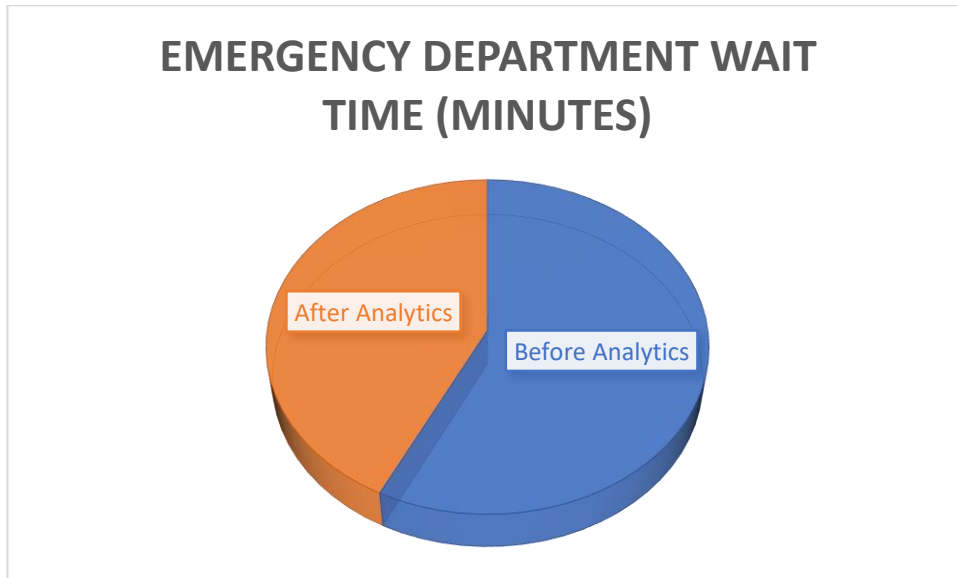


Figure 2: Average reduction in emergency department wait time.

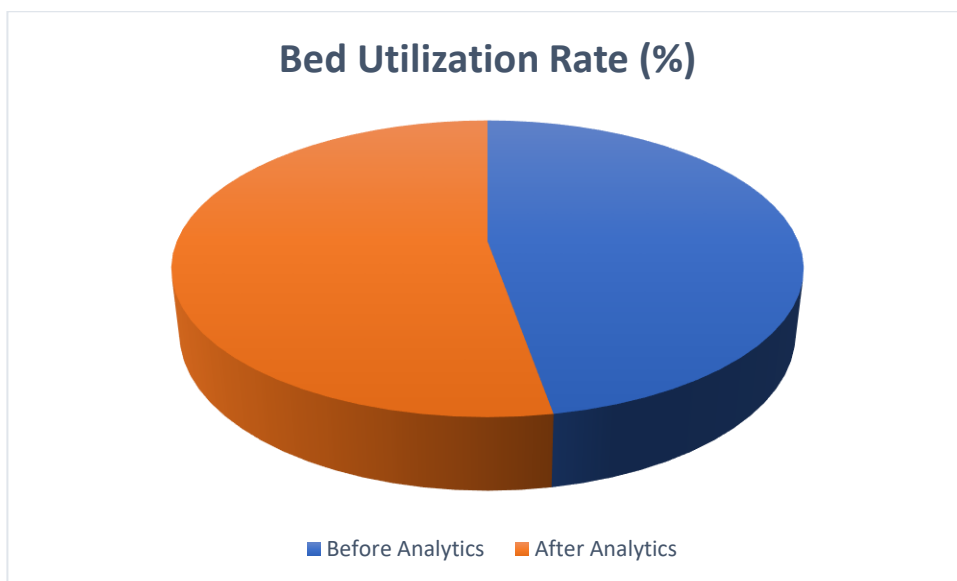


Figure 3: Bed utilization rates.

### 3.1.3. Predictive Capabilities

The forecasting accuracy of analytics technologies has emerged as a transformative factor in healthcare operations. As demonstrated in Table 3, the use of these advanced models increased the accuracy of patient inflow estimates to 80%, compared to 60% using older methods. Furthermore, these techniques helped to predict possible illness outbreaks and manage seasonal swings in patient volumes, allowing for proactive actions and better resource allocation.

Table 3: Forecasting accuracy comparison.

Healthcare Setting	Traditional Methods (%)	Analytics Methods (%)	Difference (%)
Urban Hospital	60	83	23
Rural Clinic	55	78	23
Public Health Agency	65	80	15

Figure 4 compares the effectiveness of analytics-based forecasting to traditional methodologies across several healthcare facilities. Predictive analytics were especially useful in managing influenza epidemics, allowing healthcare professionals to plan ahead of time by optimizing vaccine delivery and predicting staffing requirements. This proactive approach dramatically improved the preparation and reaction capabilities of healthcare facilities.

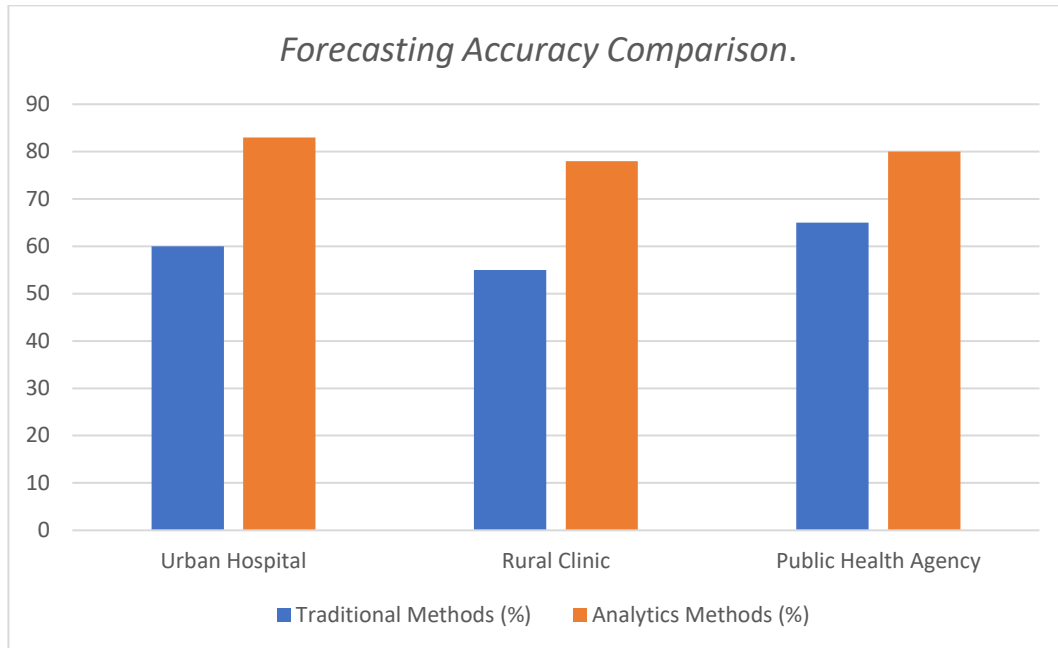


Figure 4: Forecasting accuracy comparison.

### 3.1.4. Financial Impact

Table 4 shows that, implementing analytics tools in the sampled facilities led to a minimum of 24.0% savings on operational costs from a financial perspective. The greatest cost-saving was noted in inventory and workforce management, where company losses were cut to the minimum.

Table 4: Cost Savings across Functional Areas

Function	Pre-Analytics Costs (\$M)	Post-Analytics Costs (\$M)	Savings (%)
Logistics	8.5	6.4	24.7%
Workforce Scheduling	5.0	3.8	24.0%
Inventory Management	7.2	5.4	25.0%

Figure 5 illustrates the cost savings in logistics, workforce scheduling, and inventory management. For example, the logistics costs were reduced by an average of \$2.1 million per facility per year, mainly through the efficient selection of routes and supply chain forecasting.

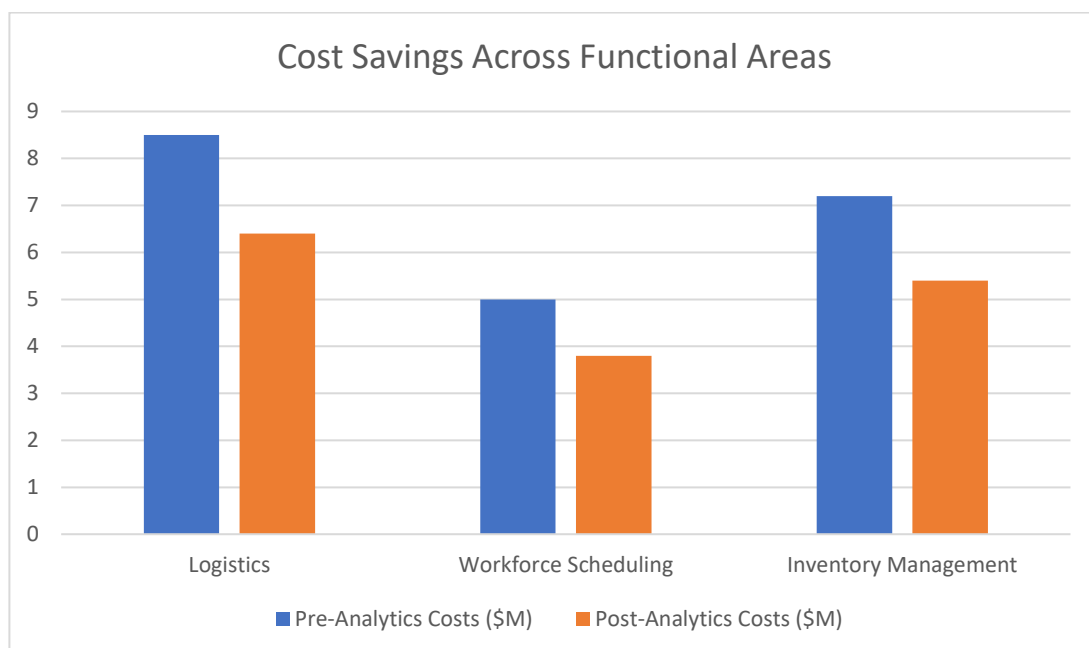


Figure 5: Cross savings across functional areas.

### 3.1.5. Stakeholder Sentiment

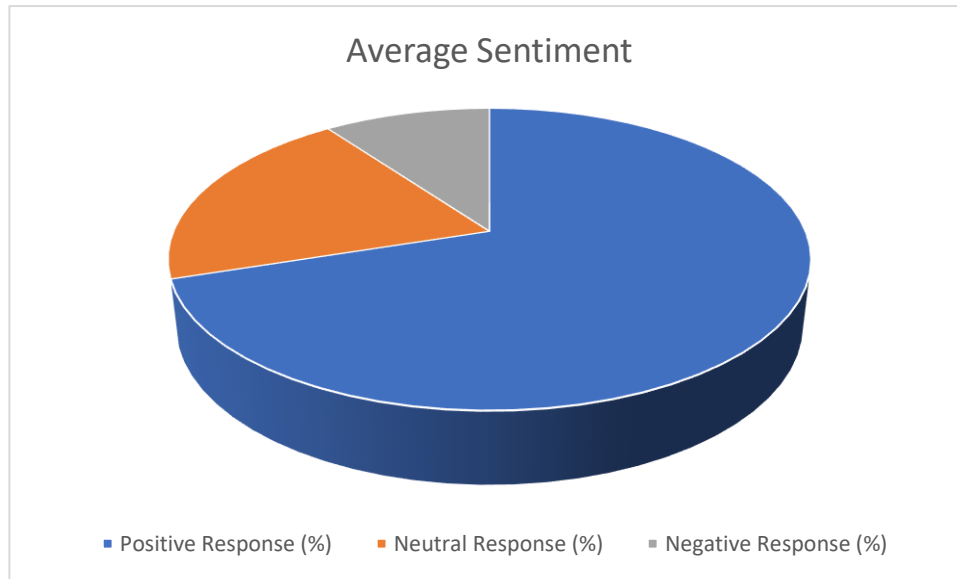
Surveys and interviews with healthcare professionals (HCPs) revealed varying perspectives on the use of analytics technologies. While administrators and IT specialists praised these tools as transformative and

revolutionary, several clinicians expressed concerns about job losses and overreliance on data, as shown in Table 5. These divergent perspectives highlight the need for balanced integration solutions that incorporate both operational gains and personnel concerns.

**Table 5:** Stakeholder Sentiment on Analytics Adoption.

Stakeholder Group	Positive Response (%)	Neutral Response (%)	Negative Response (%)
Healthcare Administrators	85	10	5
Clinicians	60	20	20
IT Specialists	75	15	10
Average Sentiment	70	20	10

In Figure 6, the stakeholders' responses were distributed as follows: 70% of the respondents perceived benefits, 20% expressed doubt, and 10% had no opinion. Measures to overcome these issues, such as training and communication measures, were identified as important for successful implementation.



**Figure 6:** Average sentiments.

### 3.2. Discussion

The outcome clearly shows that business analytics positively impact the healthcare sector by increasing the quality of patients' treatment, organizational work, and financial viability. The decrease in readmissions and ALOS indicates that analytics can transform timely, efficient, and patient-specific treatment. Clinicians are then able to appreciate those patients who are most at risk early and initiate measures that would help prevent complications and hospital readmissions.

Measurable benefits of analytics include patients' outcomes that reflect the effectiveness of resources, such as a decrease in ED wait time and optimization of bed days. Such outcomes are particularly relevant in environments where the number of patients is high and available resources limit the quality of care. The fact that patient loads can be predicted and resources adjusted to fit the demand helps to guarantee that facilities are not overwhelmed.

Other advantages of analytics adoption include overcoming the problem of a lack of timely and accurate financial information for making wise business decisions. By eliminating waste and enhancing the efficiency of operations, healthcare institutions can better manage their financial situations and become profitable. For instance, the observed cost savings indicate how the application of big data can enhance the logistic value chain.

Nevertheless, the conclusions also revealed certain difficulties in achieving the mentioned advantages. Some healthcare workers resist change, hence the need to embrace organizational change management in analytics implementation. These include issues related to job losses and creating an environment that champions the utility of big data for acceptance.

Ethics and privacy also became key factors hindering the integration of artificial intelligence. The use of big data for predictive analytics concerns issues of data protection and algorithmic bias. Complying with regulations and legislation like GDPR and HIPAA while being transparent and accountable is critical to the sustenance of the analytics system's trust.

### 3.3. Limitations of the Study

However, the study has several limitations that are worth mentioning. Firstly, using survey and interview data means that the results contain self-report data, which can lead to bias. Some participants may exaggerate the role of analytics or provide less information on the process's difficulties. Future work can address this limit by

obtaining performance data from the actual healthcare facilities that would be included in the analysis.

Secondly, the sample size, though heterogeneous, may only represent some aspects of small healthcare facilities or those that operate in environments with limited resources. Again, these facilities have peculiar problems like a lack of computers and a qualified workforce, which needed to be better addressed in this study. To increase the external validity, the sample should be extended to these contexts in future research.

Third, most of the investigations examined are short-term in nature and are concerned with the effects of analytics adoption. Although these offer such information, little is known about the continuum and development of such tools in the long run. Further research should be conducted to see the long-run effects of analytics on the management of healthcare and patients as well, especially with changing technology and policies.

Lastly, issues of an ethical nature, including issues related to algorithmic bias and data privacy, were noted but not critically discussed. Some of these problems include lack of privacy, poor security, and lack of transparency in analytics results, among others. These challenges will need to be expounded as analytics continues to gain traction in the field of healthcare.

### 3.4. Conclusion

The application of business analytics in the management of healthcare organizations can be applied fully to improve the quality of patient care, increase efficiency and productivity, and increase the organizational financial viability. However, achieving these benefits raises issues of change management, data harmonization, and ethics. This work aims to lay the groundwork for the appreciation of change in healthcare through analytics by providing potentials that any stakeholder involved in implementing and adopting analytics in healthcare needs to consider. Subsequent studies should extend from these results and examine a variety of settings, longitudinal effects, and emerging ethical issues to unlock the full potential of business analytics in healthcare.

## 4. CONCLUSION, RECOMMENDATIONS, AND FUTURE IMPLICATIONS

The findings of this research present the possibilities of how business analytics can revolutionize the healthcare industry by increasing patients' quality of life and efficiency and decreasing expenses. Predictive and prescriptive models allow healthcare organizations to make reasonable decisions based on data analysis and patient needs and to opt for the proper resource allocation. The work provides rather promising results in terms of such indicators as the rate of rehospitalization, the time to be treated in the emergency department, and cost reduction, which proves the role of analytics in the contemporary framework of healthcare management. However, there are a few issues that need to be resolved to benefit from BSC fully: the problem of workforce resistance, the problem of data integration, and ethical issues.

### 4.1. Recommendations

As such, healthcare organizations need to focus on developing workforce training that will enable the healthcare workforce to acquire the relevant knowledge and support the implementation of analytics. Integration of systems requires investments, which will facilitate the avoidance of data siloes and interoperable Information Technology investments. Furthermore, strong data governance controls should be implemented to meet privacy standards and boost confidence in analytics systems. The second is also important to rectify ethical issues such as algorithmic bias, which involves routinely auditing analytics models for fairness and accuracy.

### 4.2. Future Implications

The study implies that business analytics will remain a powerful driver of change in the healthcare system regarding individualization, efficiency, and fairness. In the future, the emergence of artificial intelligence and real-time data analysis will open up new opportunities for applying them, for example, in predicting the need for medical equipment maintenance, developing more effective methods for preventing diseases and creating highly individualized treatment plans. Analytics can bring improved quality of service to the developing world, which resource constraints have held back, hence equalizing access to health care.

Further studies should be conducted to analyze the effects of analytics in future healthcare systems and incorporate new factors like the aging population and global diseases. Applying analytics can resolve ethical and operational issues, potentially creating a more sustainable healthcare environment.

## REFERENCES

- Akkus, A. (2015). The Investigation of Mechanical Behaviors of Poly Methyl Methacrylate (PMMA) with the Addition of Bone Ash, Hydroxyapatite and Keratin. *Advances in Materials*, 4, 16-19. In.
- Batko, K., & Ślęzak, A. (2022). The use of Big Data Analytics in healthcare. *Journal of Big Data*, 9(1), 3. <https://doi.org/10.1186/s40537-021-00553-4>
- Burlea-Schiopoiu, A., & Ferhati, K. (2020). The Managerial Implications of the Key Performance Indicators in Healthcare Sector: A Cluster Analysis. *Healthcare (Basel)*, 9(1). <https://doi.org/10.3390/healthcare9010019>
- Dash, S., Shakyawar, S. K., Sharma, M., & Kaushik, S. (2019). Big data in healthcare: management, analysis and future prospects. *Journal of Big Data*, 6(1), 54. <https://doi.org/10.1186/s40537-019-0217-0>

- Emre, G., Akkus, A., & Karamış, M. (2018). Wear resistance of polymethyl methacrylate (PMMA) with the addition of bone ash, hydroxylapatite and keratin. IOP Conference Series: Materials Science and Engineering, GÖRGÜN, E. THE EVOLUTION OF MICROFLUIDIC TECHNOLOGY: A DECADE OF RAPID ADVANCEMENTS. *ENGINEERING RESEARCHES*, 29.
- Görgün, E. (2022). Characterization of Superalloys by Artificial Neural Network Method. Online International Symposium on Applied Mathematics and Engineering (ISAME22) January 21-23, 2022 Istanbul-Turkey,
- Goyal, P., & Malviya, R. (2023). Challenges and opportunities of big data analytics in healthcare. *Health Care Sci*, 2(5), 328-338. <https://doi.org/10.1002/hcs2.66>
- Guo, C., & Chen, J. (2023). Big data analytics in healthcare. In *Knowledge technology and systems: Toward establishing knowledge systems science* (pp. 27-70). Springer.
- Khan, S. S., Rupak, A. U. H., Faieaz, W. W., Jannat, S., Prova, N. N. I., & Gupta, A. K. (2024, 24-28 June 2024). Advances in Medical Imaging: Deep Learning Strategies for Pneumonia Identification in Chest X-rays. 2024 15th International Conference on Computing Communication and Networking Technologies (ICCCNT),
- Khanra, S., Dhir, A., Islam, A. N., & Mäntymäki, M. (2020). Big data analytics in healthcare: a systematic literature review. *Enterprise Information Systems*, 14(7), 878-912.
- Linkon, A. A., Noman, I. R., Islam, M. R., Bortty, J. C., Bishnu, K. K., Islam, A., Hasan, R., & Abdullah, M. (2024). Evaluation of Feature Transformation and Machine Learning Models on Early Detection of Diabetes Melitus. *IEEE Access*.
- Manik, M., Nilima, S., Mahmud, M., Sharmin, S., & Hasan, R. (2024). Discovering Disease Biomarkers in Metabolomics via Big Data Analytics. *American Journal of Statistics and Actuarial Sciences*, 4, 35-49.
- Mohammad, N., Khatoon, R., Nilima, S. I., Akter, J., Kamruzzaman, M., & Sozib, H. M. (2024). Ensuring Security and Privacy in the Internet of Things: Challenges and Solutions. *Journal of Computer and Communications*, 12(8), 257-277.
- Mohammad, N., Prabha, M., Sharmin, S., Khatoon, R., & Imran, M. A. U. (2024). Combating banking fraud with it: integrating machine learning and data analytics. *The American Journal of Management and Economics Innovations*, 6(07), 39-56.
- Mostafa, R., & El-Atawi, K. (2024). Strategies to Measure and Improve Emergency Department Performance: A Review. *Cureus*, 16(1), e52879. <https://doi.org/10.7759/cureus.52879>
- Nilima, S. I., Bhuyan, M. K., Kamruzzaman, M., Akter, J., Hasan, R., & Johora, F. T. (2024). Optimizing Resource Management for IoT Devices in Constrained Environments. *Journal of Computer and Communications*, 12(8), 81-98.
- Nilima, S. I., Hossain, M. A., Sharmin, S., Rahman, R., Esa, H., Manik, M. M. T. G., & Hasan, R. (2024). Advancement of Drug Discovery Using Artificial Intelligence and Machine Learning. 2024 IEEE International Conference on Computing, Applications and Systems (COMPAS),
- Prova, N. N. I. (2024a, 28-30 Aug. 2024). Advanced Machine Learning Techniques for Predictive Analysis of Health Insurance. 2024 Second International Conference on Intelligent Cyber Physical Systems and Internet of Things (ICoICI),
- Prova, N. N. I. (2024b, 28-30 Aug. 2024). Healthcare Fraud Detection Using Machine Learning. 2024 Second International Conference on Intelligent Cyber Physical Systems and Internet of Things (ICoICI),
- Saha, S., Ghimire, A., Manik, M. M. T. G., Tiwari, A., & Imran, M. A. U. (2024). Exploring Benefits, Overcoming Challenges, and Shaping Future Trends of Artificial Intelligence Application in Agricultural Industry. *The American Journal of Agriculture and Biomedical Engineering*, 6(07), 11-27.
- Samadbeik, M., Staib, A., Boyle, J., Khanna, S., Bosley, E., Bodnar, D., Lind, J., Austin, J. A., Tanner, S., Meshkat, Y., de Courten, B., & Sullivan, C. (2024). Patient flow in emergency departments: a comprehensive umbrella review of solutions and challenges across the health system. *BMC Health Serv Res*, 24(1), 274. <https://doi.org/10.1186/s12913-024-10725-6>
- Shahana, A., Hasan, R., Farabi, S. F., Akter, J., Al Mahmud, M. A., Johora, F. T., & Suzer, G. (2024). AI-Driven Cybersecurity: Balancing Advancements and Safeguards. *Journal of Computer Science and Technology Studies*, 6(2), 76-85.
- Sharmin, S., Khatoon, R., Prabha, M., Mahmud, M. A. A., & Manik, M. (2024). A Review of Strategic Driving Decision-Making through Big Data and Business Analytics. *European Journal of Technology*, 7, 24-37.
- Sharmin, S., Prabha, M., Johora, F. T., Mohammad, N., & Hossain, M. A. (2024). Open Banking and Information Service: A Strategic Relationship in the FinTech World. *Open Journal of Business and Management*, 12(5), 3743-3758.
- Stefanicka-Wojtas, D., & Kurpas, D. (2023). Personalised Medicine-Implementation to the Healthcare System in Europe (Focus Group Discussions). *J Pers Med*, 13(3). <https://doi.org/10.3390/jpm13030380>
- Tiwari, A., Saha, S., Johora, F. T., Imran, M. A. U., Al Mahmud, M. A., & Aziz, M. B. (2024). Robotics in Animal Behavior Studies: Technological Innovations and Business Applications. 2024 IEEE International Conference on Computing, Applications and Systems (COMPAS),
- Ullah, M. W., Rahman, R., Nilima, S. I., Tasnim, A. F., & Aziz, M. B. (2024). Health Behaviors and Outcomes of Mobile Health Apps and Patient Engagement in the Usa. *Journal of Computer and Communications*, 12(10), 78-93.
- Wowak, K. D., Lalor, J. P., Somanchi, S., & Angst, C. M. (2023). Business analytics in healthcare: Past, present, and future trends. *Manufacturing & Service Operations Management*, 25(3), 975-995.